



# ring

## Stick Up Cam

Power options and other useful features

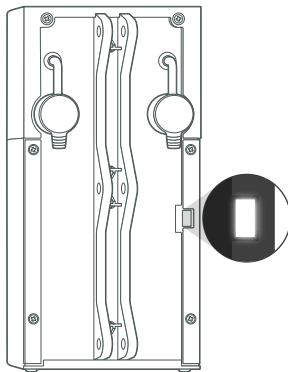
### POWER Option 1–Internal Battery



If you're running Stick Up Cam off the internal battery, make sure it's fully charged before mounting it outside.

When running off the internal battery, Stick Up Cam can last 6-12 months between charges.

To recharge the battery, use the provided orange USB cord. While charging, the LED indicator on the back of the device will quickly pulse.

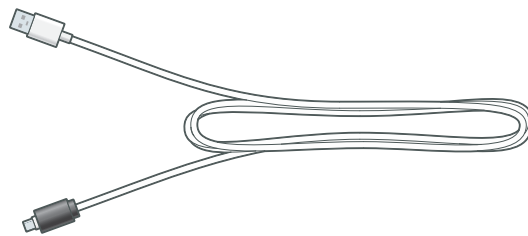


**i** If you receive frequent motion events, you may need to charge your Stick Up Cam more often.

### POWER Option 2–USB Power

The longer cable provided in the box can be used to wire your Stick Up Cam directly to a power outlet.

A USB plug is required. In case you don't have a spare one, search online for "USB plug" to find a number of inexpensive options.



Make sure the weather-resistant hood covers your Stick Up Cam's power port to protect it from moisture.

### POWER Option 3–Ring Solar Panel



Ring Solar Panel connects directly to your Stick Up Cam, and with only a few hours of sunlight, keeps your Stick Up Cam continuously charged.

Learn more at: [ring.com/solarpanel](https://ring.com/solarpanel)

## FEATURES

### Customizing Settings



Select your Stick Up Cam in the Ring app to add **Shared Users** and customize **Motion Settings**.

#### Shared Users



You can add friends and family by selecting the **Shared Users** option on the **Settings** screen.

Shared users can answer live events and view recordings (if you have Cloud Video Recording enabled). They won't be able to delete events or change settings.

#### Motion Detection







To enable and customize motion detection, select **Motion Settings** on the **Settings** screen.

## FEATURES

### Answering Motion Events



When Stick Up Cam detects motion, you can perform the following actions:

-  Disable/enable your microphone
-  Mute/unmute sound in the Ring app
-  Zoom in/out
-  Access the Ring Plus menu

Turning off motion alerts:

If you don't want to receive notifications, you can toggle motion alerts off in the Ring app.



## FEATURES

### Cloud Video Recording



This optional feature saves events captured by your Stick Up Cam.

You can access these events on any device with the Ring app or by logging into your Ring account at: [ring.com/activity](https://ring.com/activity)

To learn more about Cloud Video Recording, visit:

[ring.com/cloud-recording](https://ring.com/cloud-recording)

With Ring, You're **Always Home**

For additional help, visit: [ring.com/help](https://ring.com/help)

For immediate assistance, we're available 7 days a week at: [help@ring.com](mailto:help@ring.com)

[US 1 800 656 1918](tel:18006561918)

[UK 01727 263045](tel:01727263045)

[AU 1 300 205 983](tel:1300205983)

[NZ +64 9 887 9871](tel:6498879871)

[Mexico \(D.F\) 52 55 8526 5445](tel:525585265445)

[Worldwide +1 310 929 7085](tel:13109297085)

For a list of all our customer support numbers, visit: [ring.com/callus](https://ring.com/callus)

1523 26th St.  
Santa Monica, CA  
90404



Hereby, Bot Home Automation, declares that this consumer electronic is in compliance with the essential requirements and other relevant provisions of Directive 1999/5/EC. The declaration of conformity may be consulted at [www.ring.com/DoC.pdf](http://www.ring.com/DoC.pdf).

Protect the device from direct sunlight. Install the device at dry locations and protect it against rain and humidity. The device may not get contact to salt water or other conductive liquids. The device must be charged only within a building in a dry state.

© 2016 Bot Home Automation, Inc.

RING and ALWAYS HOME are trademarks of Bot Home Automation, Inc., registered in the U.S.

Stick Up Cam and CHIME are trademarks of Bot Home Automation, Inc.

Last updated: 01/02/18